

Complete range of roller brake testers for MOT and ATL




WI RBT Range


MOT - ATL - OPTL

The new range of Werther International brake testers is a new class of high quality, high performance equipment updated to the highest requirements and standards. The robustness of the components makes these brake testers built to last.

- PC with Windows® based application, keyboard, mouse, 22" widescreen LCD.
- Infra-red remote control hand set.
- Fully automatic test program.
- Manual testing facility included.
- PC network (LAN) capabilities.
- Multi-lane facility.
- Vehicle testing queue.
- Extensive database for storage of vehicle and customer data, legal limits and test results.



4x4 testing configuration comes as standard on both class 4 and 7 as well as class 3 MOT. The class 7 brake testers are also approved for class 5L testing. Motorcycle class 1 and 2 is also approved with the use of the additional roller adaptors.



Features

- Galvanised roller brake tester bed
- Galvanised roller covers
- Weight cells [ATL version]
- Desktop PC
- 21" monitor
- A4 laser printer
- Choice of free standing cabinet or wall mounted shelf
- Low ratio gearing for easy exiting of the rollers
- 4x4 testing subject to vehicle manufacturer

WERTHERINTERNATIONAL

START **PC-Test Lanes** FINISH


MOT ATL OPTL

SMART
GARAGE EQUIPMENT

Smart Garage Equipment LTD5 Brooklands Leads rd Hull
01482 375171 : www.smartgarageequipment.co.uk

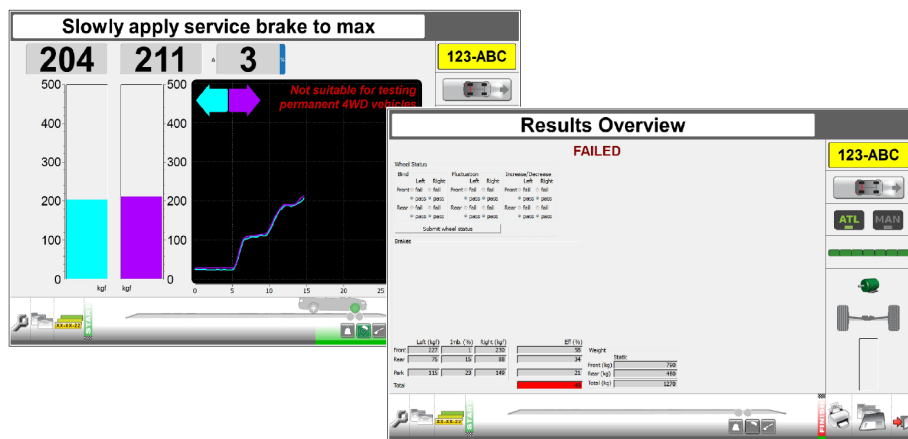
GEA

Complete range of roller brake testers for MOT and ATL

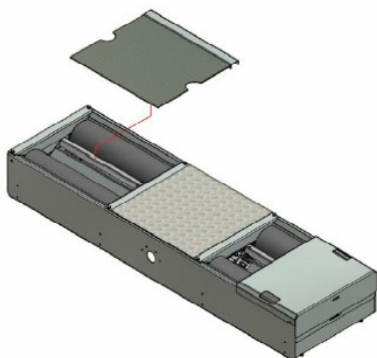


WI RBT Range

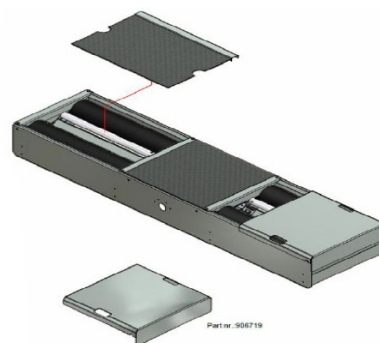
MOT - ATL - OPTL



User friendly and simple to operate PC interface



Motorcycle adapters for classes 4 and 7



	WI-RBT-4-STD WI-RBT-4-STD-WM	WI-RBT-4-ATL WI-RBT-4-ATL-WM	WI-RBT-7-STD WI-RBT-7-STD-WM	WI-RBT-7-ATL WI-RBT-7-ATL-WM
MEASURING RANGE BRAKE FORCE (kgf)	0-800		0-1,250	
WEIGHING RANGE (kg)	-	0-1,500/wheel	-	0-2,000/wheel
MAX. AXLE LOAD (kg)	3,000		4,000	
ROLLER SPEED (km/h)	2.9			
CHASSIS DIMENSIONS (mm)	2,340x660x300	2,340x660x310	2,810x710x320	2,810x710x330
TRACK DIMENSIONS (mm)	806-2,206		880-2,680	
ELECTRICAL REQUIREMENTS	2x3kW, 3ph 400V/50Hz/32A		2x4kW, 3ph 400V/50Hz/40A	

WERTHERINTERNATIONAL

PC-Test Lanes



Smart Garage Equipment LTD5 Brooklands Leads rd Hull
01482 375171 : www.smartgarageequipment.co.uk



MOT ATL OPTL